














- 
Camera
- 
Android 9.0
- 
Touchscreen
- 
IP67
- 
3300 mAh
- 
GPS
- 
Bluetooth 5.0
- 
4G
- 
1.2M drop
- 
USB-C
- 
WiFi Dual Band
- 
Ndevor
- 
Warranty 2 Years



WD1 Watch Scanner
Nwear

Features

Lightweight and User-friendly

The WD1 watch scanner packs all the latest hardware in a modern design. It compacts an Android 9.0 OS into a light and durable device and a 2.8" capacitive touch screen. The scanner has a customizable side button and shortcuts for different functions making the WD1 convenient and user-friendly. Designed as any conventional smartwatch, the WD1 is familiar to use, simplifying staff training and making performing tasks more intuitive.

Effortless Hands-Free Scanning

When paired with WD2, WD1 provides a hands-free solution that allows you to scan the items while simultaneously performing other physical tasks. This not only ensures ease of use but also increases overall productivity.

Strong Connection

WD1 is equipped with Bluetooth 5.0 and WiFi (802.11b/g/n, 2.4

GHz), which both ensure fast and steady connection during data transmission and processing.

Premium Durability and Versatility

The WD1 is built to withstand dusty environments and inevitable bumps and drops. With an IP67 rating and highly protective Corning glass, the WD1 endures up to 1.2m drops. At the same time, WD1 can resist both hot and cold temperatures, operating under conditions from -20°C up to 50°C. This makes it usable in almost any work environment.

Exceptional Performance

Armed with a high-performing quad-core processor and 3/32GB memory, the WD1 allows the user to smoothly perform the tasks and handle large amounts of captured data. The 3300mAh battery ensures up to 12 hours of utilization without workflow disruptions.



Suggested industries



Food & Beverage



Healthcare



Logistics



Manufacturing



Warehousing

WD1 Watch Scanner Technical specifications

Performance

Operating System	Android 9.0
Processor	2.0 GHz quad-core processor
Memory RAM	3GB
Memory Flash	32GB

Physical

Dimensions (mm)	Dial plate: 77 × 56 mm, Dial plate thickness: 17.8 mm
Weight	143g
Display	2.8" (640 × 480) capacitive touch screen, corning gorilla glass 3 for the dial plate
Keypad	2 keys (power key/lock screen key, user-defined key)
Interfaces	USB Type-C connector, OTG not supported
Battery Type	Lithium-ion polymer battery: 3.8V, 3300mAh (non-removable)
Notifications	Vibrator, speaker, and LED
Sensors	Angular Velocity Sensor, Geomagnetic Sensor, Air Pressure Sensor, Acceleration Sensor
Audio	Speaker *1, dual microphone, noise reduction
Camera	13 megapixels, auto focus; LED Flash, support torch mode, support barcode scanning
SIM	Nano SIM*1

Environmental

Operating Temperature	-20°C to 55°C (-4°F to 131°F)
Storage Temperature	-30°C to 70°C (-22°F to 158°F)
Humidity	5% to 95% (non-condensing)
Electro Static Discharge (ESD)	±10 kV (air discharge), ±6 kV (direct discharge)
Drop	1.2m drops to concrete (for six sides, one drop per side)

Wireless

WWAN RADIO	2G: GSM: 900/1800MHz 3G: WCDMA: (B1,B8) 4G: TD-LTE: (B34,B38,B40); FDD-LTE: (B1, B3, B7, B8, B20,B28 a&b)
WWLAN Radio	IEEE 802.11 a/b/g/n/ac, 2.4GHz and 5GHz
WPAN RADIO	Bluetooth 5.0
GPS	GPS (AGPS), GLONASS, Beidou, Galileo

Accessories

Optional	AC adapter, cable
----------	-------------------

Software

MDM (certified)	Ndevor
-----------------	--------

Warranty

Standard	2 years
----------	---------

Newland EMEA HQ

+31 (0) 345 87 00 33

info@newland-id.com

newland-id.com

Feel free to contact us or a partner near you

visit newland-id.com/partners

Specifications are subject to change without notice

© Newland EMEA 2022, all rights reserved